

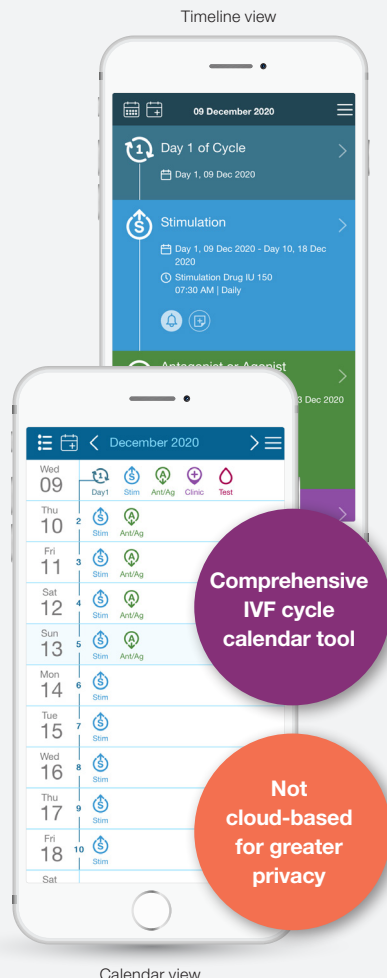
QUICK SET-UP GUIDE

MiFertility Plan is a comprehensive calendar tool to help support you step-by-step through your fertility treatment cycle.

Once you record the details of your fertility plan, as prescribed by your fertility doctor, the app is then capable of reminding you of the schedule of medicines that you have been prescribed, as well as appointments such as clinic visits, scans and blood tests that you input into the app. You can also choose to send the information you have entered to your phone calendar, share it with your partner or email a summary to your clinic. If you have been prescribed any of Ferring Pharmaceuticals' fertility products, you will also have online access to specific information to assist you in using those products.

This is a quick guide to help you get started. Follow the instructions on the following pages to set-up the app and access some of the basic features.

When you are ready to learn more about the many other app features, download the comprehensive user guide from www.ferring.com.au/mifertilityplanapp



GETTING STARTED

STEP 1

Go to the App Store in your iPhone or the Play Store on your Android phone and search '**MiFertility**'. Look for the app with the logo above. Press '**GET**' or '**INSTALL**' (depending on your device), to download the free app.



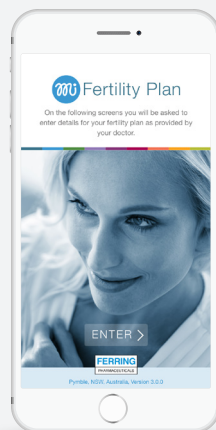
STEP 2

Open the MiFertility Plan app.

Press '**Enter**' then read and if you agree, **accept** the Terms and Conditions.






STEP 3

Follow the screen prompts to **enter your own fertility plan details**, then press 'Continue' to move to each new page to complete your cycle set-up.



TIPS

Key buttons:

-  Takes you back to the previous page
-  Press to access the calendar view
-  Takes you back to the timeline view
-  Allows you to add a reminder for a blood test or clinic visit
-  Opens the app menu with further options and settings

Important:

- All app reminders are optional except for your 'Trigger', as this is a critical part of the IVF cycle
- To receive app reminders, alerts need to be enabled in your phone settings
- To enable the PDF functionality, your phone should have an active email account

STEPS IN SET-UP

Any step can be skipped and set up later in the Timeline View.

1

Clinic Details
Enter these details for quick access later on.

2

Day 1 of Cycle
This is the first day of your menstrual cycle.

3

Stimulation
Enter the details for your stimulation.

4

Antagonist or Agonist
Enter the details for your antagonist or agonist treatment.

5

Blood Test
Enter the details for your next blood test

6

Next Clinic Visit
Enter the details for your next clinic visit

7

You will see the **Cycle Set Up Complete** screen once set-up has been successfully completed. All entries can be edited at any time.

8

The **Timeline View** will now appear, where you can swipe up and down to view your entered fertility cycle events, edit existing events and enter details of new events by touching on the event.

Privacy

As the MiFertility Plan app is not cloud-based, all the data you input into the app is stored locally on your phone. Only you can share your data, including your personal information, by either providing a PDF record, or sharing your calendar appointments via email. In this case, no guarantees can be provided by Ferring regarding the interception or retransmission of the content.

If you choose to back-up your device to the cloud, this back-up is based on your own phone preferences and is outside the control of Ferring.

Software analytics via the App/Play Store may be used to collect and use technical information related to your device, system and app software. Ferring, Ferring's affiliates or others working for Ferring may collect generic, un-identifiable usage data about the app itself, however, no personal information can be collected as the app is not cloud-based. For more information about Ferring and privacy, please see <http://www.ferring.com.au/privacy>

To access and download the comprehensive user guide for the MiFertility Plan app, go to www.ferring.com.au/mifertilityplanapp



Ferring Pharmaceuticals Pty Ltd.

Suite 2, Level 1, Building 1, 20 Bridge Street, Pymble, NSW, 2073.

Ph: +61 2 9497 2300 **Fax:** +61 2 9497 2399 **Toll Free:** 1800 337 746

Email: enquiries@fering.com **Website:** www.ferring.com.au

AU-RMMH-2000017 Date of preparation: December 2020.